



Learning through Landscapes

S2 Bird Survey



About you

Name of your school

How many participants are in your survey group?

What country are you participating from?

What is the average age of the participants?

Aims

- Explore the use of senses to locate wildlife and use reference images to identify birds
- To become familiar with surrounding weather and temperature conditions
- To develop skills in teamwork co-operating with one another to successfully survey birds

What you will need

Essential

- 'Practitioner Guidance' document
- Pen, pencil and eraser

Helpful

- Binoculars
- Camera (can use mobile phones if suitable)

Funders and partner organisations

Green Recovery Challenge Fund



The National Lottery Heritage Fund



Leicester City Council



Wildlife Gardening Forum



Co-funded by the European Union



LUND UNIVERSITY



Naturskolan i Lund



LUNDS KOMMUN

Survey preparation

Please ensure you have completed the 'School Grounds and Habitat' survey (S1) and recorded the coordinates of your school and the measurements of your school grounds.

1. Record the date on which the survey was completed (e.g. 01/01/21)

2. Record the time that you started the survey (e.g. 10:25 AM)

3. Circle the symbol which best describes the weather today.



4. What is the temperature at the moment?

 °C 

Use a thermometer to record the air temperature. To do this, place the thermometer in a shaded area for at least 10 minutes, about 1 metre above the ground. Then take reading.

5. How windy is it at the moment?

Leaves still Leaves moving gently all the time Leaves moving strongly

Survey method

Steps

1. Please walk around your school ground site for 10 minutes in your small groups.
2. Use binoculars if you have any handy!
3. Please remember to keep quiet so as not to disturb the birds.
4. Why not try to stop and listen, looking straight ahead for a few seconds at each tree or bush to see if any birds are moving.
5. Please **only** record birds within your school grounds.
6. Allocate one person in your team to be the 'photographer' and take photos of the birds. You can zoom in later in the classroom if you need help to identify species.
7. Allocate one person in your team to be the 'artist' to sketch/describe 'other birds'.
8. Remaining team members are 'spotters' looking and listening for birds.
9. Take a photograph of the site that you walked around during the survey.

Recording sheet

- Please record all identified birds on this form.
- Remember to only count each individual bird once.
- If possible, please a tally count of each individual bird you see (see example below).
- If you are not able to count individual birds but did see a given species, please just put a tick inside the relevant box (see example below).
- If you see a bird not on this list, have a go at drawing/describing it and write down its name if you know it in the description column. See guidance for further help.

Example of tally count

Eurasian blackbird (<i>Turdus merula</i>)		Count number seen
Female	Male	
		

Example of tick count



Eurasian blackbird (<i>Turdus merula</i>)		Tick if present
Female	Male	
		



Recording sheet



Below are the 16 birds you may find in your school grounds



Eurasian blackbird (<i>Turdus merula</i>)		Present/Number seen
Female	Male	
		

Common chaffinch (<i>Fringilla coelebs</i>)		Present/Number seen
Female	Male	
		



Great tit (<i>Parus major</i>)		Present/Number seen
Adult	Adult	
		



Blue tit (<i>Cyanistes caeruleus</i>)		Present/Number seen
Adult	Adult	
		



House sparrow (<i>Passer domesticus</i>)		Present/Number seen
Female	Male	
		

Tree sparrow (<i>Passer montanus</i>)		Present/Number seen
Adult	Adult	
		



White wagtail/Pied wagtail (<i>Motacilla alba</i>)		Present/Number seen
Adult	Juvenile	
		



Common starling (<i>Sturnus vulgaris</i>)		Present/Number seen
Adult	Juvenile	
		

Swift (<i>Apus apus</i>)		Present/Number seen
Adult	Adult	
		


Collared dove (<i>Streptopelia decaocto</i>)		Present/Number seen
Adult	Adult illustrated	
		

Robin (<i>Erithacus rubecula</i>)		Present/Number seen
Adult	Juvenile	
		

Wood pigeon (<i>Columba palumbus</i>)		Present/Number seen
Adult	Adult	
		

Redstart (<i>Phoenicurus phoenicurus</i>)		Present/Number seen
Adult	Adult illustrated	
		

Magpie (<i>Pica pica</i>)		Present/Number seen
Adult	Juvenile	
		

Eurasian blackcap (<i>Sylvia articapilla</i>)		Present/Number seen
Female	Male	
		



Sardinian warbler (<i>Sylvia melanocephala</i>)		Present/Number seen
Adult	Adult illustrated	
		

Image credits

Bird illustrations by Victor Falzon. Photos by Aron Tanti, Mario Gauci, Alison Goulding and from the Public Domain.

Any other birds?

Sketch	Description	Present/Number seen

Sketch	Description	Present/Number seen

Sketch	Description	Present/Number seen

Feedback

Thank you for completing this survey.

Please rate this survey out of 5 stars.



Please describe any issues or practical problems that arose during the survey process.

Please also let us know if you have any questions and/or comments regarding survey content.

Name:

